


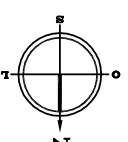
BAIXÃO DE PANELA
CENTRO DE ENSINO
-10.484540°, -43.639876°




CLEMENTE DE DENTRO
-10.510307°, -43.589850°

TANQUE NOVO

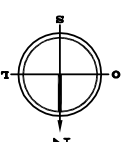
COLÉGIO: JOÃO GALDINO DE
SOUZA
ROTA 12.1: CLEMENTE DE DENTRO/
BAIXÃO DE PANELA
KM: 11,04
MATUTINO



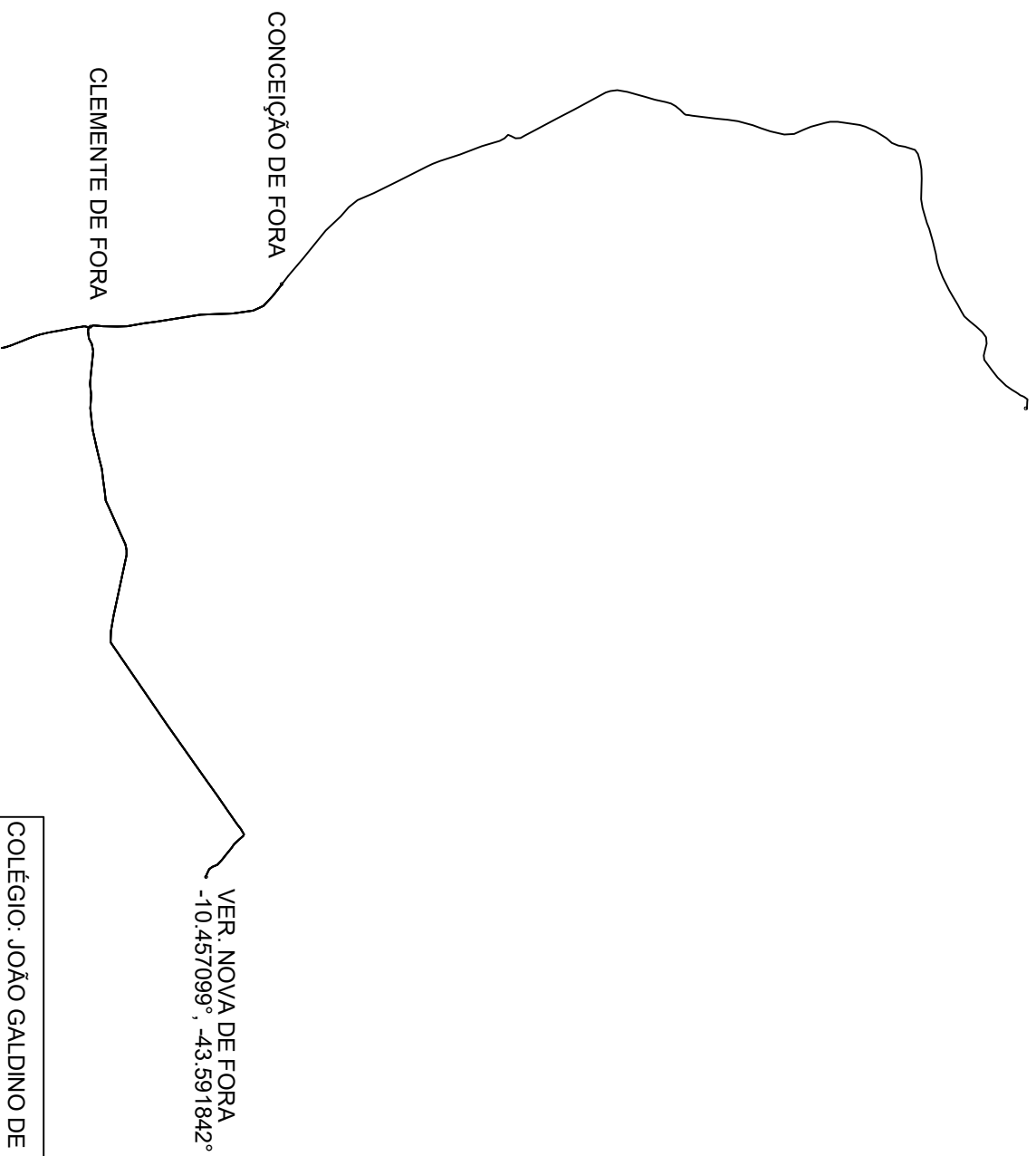
BAIXÃO DE PANELA
CENTRO DE ENSINO
-10.484540°, -43.639876°



COLÉGIO: JOÃO GALDINO DE
SOUZA
ROTA 12.2: CLEMENTE DE DENTRO/
BAIXÃO DE PANELA
KM: 11,04
VESPERTINO



BAIXÃO DE PANELA
CENTRO DE ENSINO
-10.484540°, -43.639876°



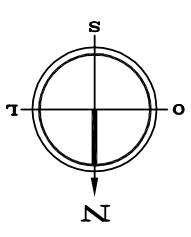
COLÉGIO: JOÃO GALDINO DE
SOUZA
ROTA 12.3 VER. NOVA DE FORA/
BAIXÃO DE PANELA
KM: 15,53
NOTURNO

BAIXÃO DE PANELA
CENTRO DE ENSINO
-10.484540°, -43.639876°

VER. NOVA DE DENTRO
-10.438975°, -43.635576°

VIA JOÃO GAGO

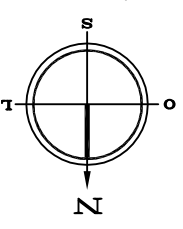
COLÉGIO: JOÃO GALDINO DE
SOUZA
ROTA 12.4: VER. NOVA DE DENTRO/
BAIXÃO DE PANELA
KM: 10,95
MATUTINO



BAIXÃO DE PANELA
CENTRO DE ENSINO
-10.484540°, -43.639876°

VER. NOVA DE DENTRO
-10.438975°, -43.635576°

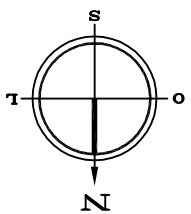
COLÉGIO: JOÃO GALDINO DE
SOUZA
ROTA 12.5: VER. NOVA DE DENTRO/
BAIXÃO DE PANELA
KM: 6,36
NOTURNO



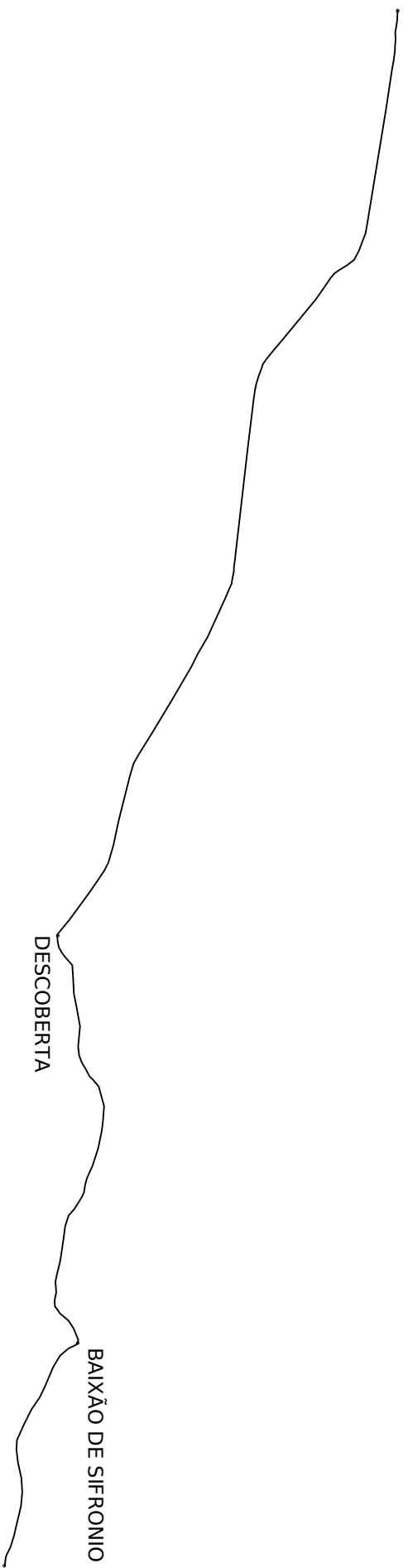
BAIXÃO DE PANELA
CENTRO DE ENSINO
-10.484540°, -43.639876°

VER. NOVA DE DENTRO
-10.438975°, -43.635576°

VIA JOÃO GAGO

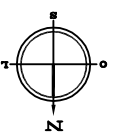
<p>COLÉGIO: JOÃO GALDINO DE SOUZA ROTA 12.6: VER. NOVA DE DENTRO/ BAIXÃO DE PANELA KM: 10,95 VESPERTINO</p>	
---	---

VER. DO MEIO
-10.587982°, -43.665142°

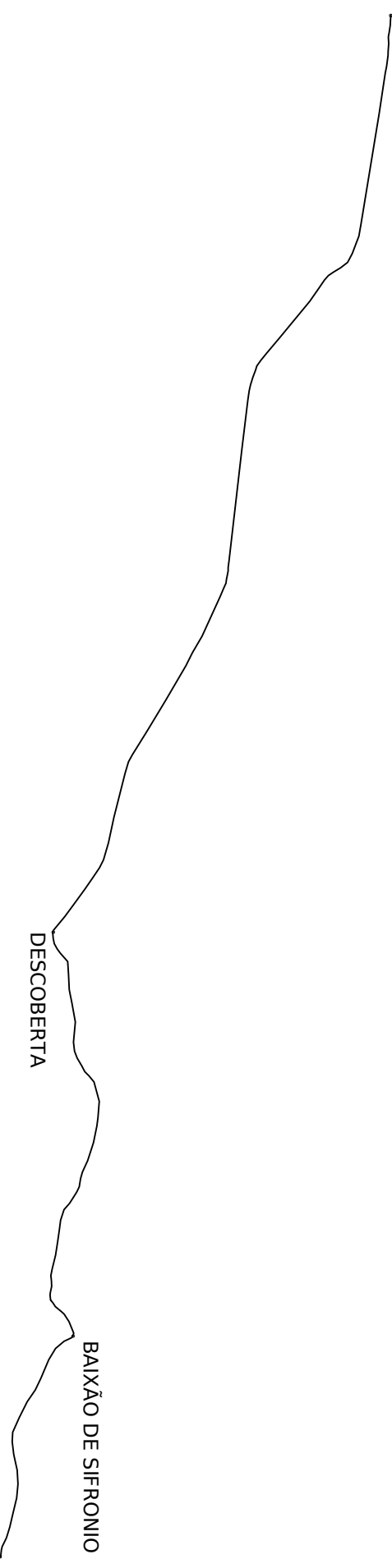


BAIXÃO DE PANELA
CENTRO DE ENSINO
-10.48540°, -43.63987°

COLÉGIO: JOÃO GALDINO DE
SOUZA
ROTA 12.7: VER. DO MEIO/
BAIXÃO DE PANELA
KM: 12,45
MATUTINO



VER. DO MEIO
-10.587982°, -43.665142°



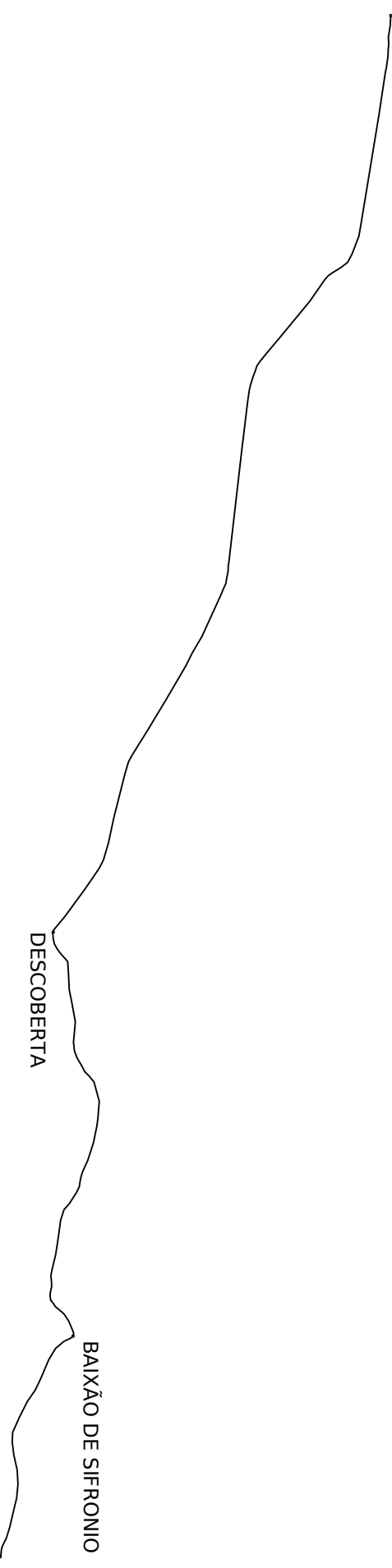
DESCOBERTA

BAIXÃO DE SIFRONIO

BAIXÃO DE PANELA
CENTRO DE ENSINO
-10.48540°, -43.633987°

<p>COLÉGIO: JOÃO GALDINO DE SOUZA ROTA 12.8: VER. DO MEIO/ BAIXÃO DE PANELA KM: 12,45 VESPERTINO</p>	
--	--

VER. DO MEIO
-10.587982°, -43.665142°



DESCOBERTA

BAIXÃO DE SIFRONIO

BAIXÃO DE PANELA
CENTRO DE ENSINO
-10.48540°, -43.633987°

<p>COLÉGIO: JOÃO GALDINO DE SOUZA ROTA 12.9: VER. DO MEIO/ BAIXÃO DE PANELA KM: 12,45 NOTURNO</p>	
---	--